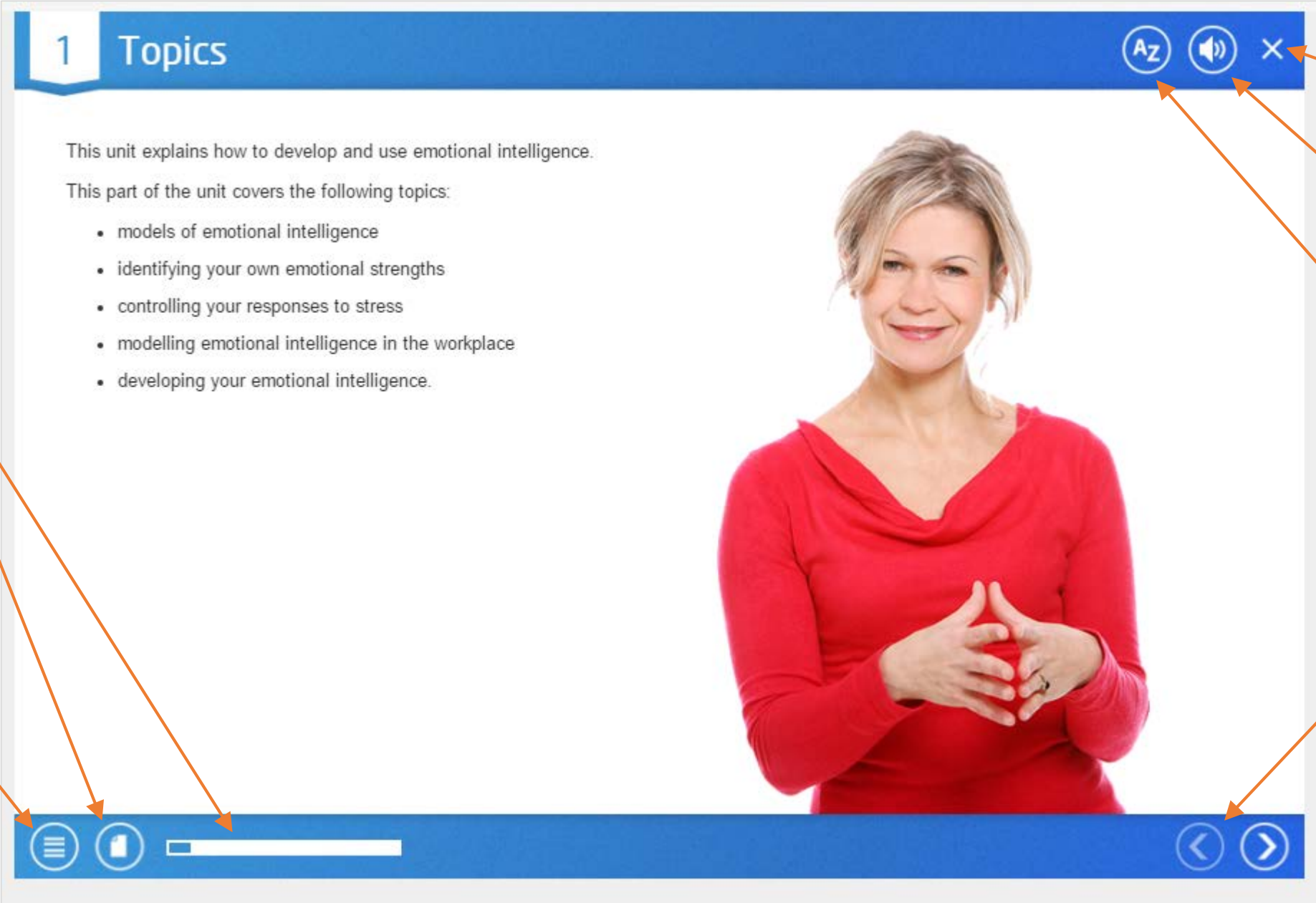


Lesson Navigation QuickGuide



1 Topics

This unit explains how to develop and use emotional intelligence.

This part of the unit covers the following topics:

- models of emotional intelligence
- identifying your own emotional strengths
- controlling your responses to stress
- modelling emotional intelligence in the workplace
- developing your emotional intelligence.

Progress bar, % through the lesson

Additional resources

Table of contents, quick access back and forth to each section of the lesson

Exit back to course

Turn audio narration on or off

Glossary of terms and definitions used throughout the lesson

Lesson navigation, previous or next page

SCROLL DOWN FOR MORE....


Lesson Navigation QuickGuide


Quick-access
Lesson
navigation

Review
Questions

Index

- Introduction
- Topics
 - Emotional intelligence in management
 - Models of emotional intelligence
 - Application of emotional intelligence
 - Review activity
 - Seek input to identify your emotional strengths
 - Control your response to stressors
 - Review activity
 - Model emotional intelligence
 - Develop your emotional intelligence
 - Review questions**

Close 


11 Review questions

To test your knowledge of developing emotional intelligence, answer the following questions. Choose all correct answers. Some of the attributes of a 'mixed' model of emotional intelligence include:

- They draw on innate personality traits as well as learnt interpersonal skills
- They differ from pure ability models, whereas ability models focus on innate traits
- In contrast to pure ability models, mixed models focus on social ability
- A disadvantage of mixed models is that they are more difficult to measure

Submit 1 2 3 4 5

Results:
Number of questions: 5
Number correct: 2
Number incorrect: 3
Unfortunately you have not been successful this time.
[Click Retry to have another go.](#)



Retry

Based on your result, retry or exit the course. An 80% pass is required for the lesson to display as completed.

Complete and then Submit each of the 5 review questions

END OF PAGE